

B. Weaving with cardboard and junk mail

Weaving is one of the oldest methods to create everyday items from rugs, fabric, baskets and more. You can weave using a variety of materials from fabric to clay to just everyday objects you find around your house. Today you will be using materials that usually end up in the recycling bin!

Materials list:

- Cereal boxes
- Cracker boxes
- Candy boxes
- Cardboard
- Packing paper
- Junk mail flyers
- Scissors

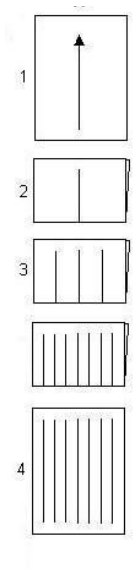


First you will need to pick a larger piece of packing paper, mailer or cardboard to weave through

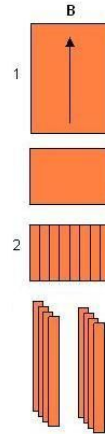
Fold that piece in half and cut through both layers, into Equally spaced strips. Cardboard may be thick so either ask a parent for help or you can keep it unfolded and cut thru to leave one end open.

When cutting make sure you stop at least an inch before the edge, otherwise you will make that large piece smaller and smaller and you will not be able to weave with it.

When you open the piece of cardboard back up it should look like this image.



Now you need to cut single strips before we begin weaving. They can be thick or thin and any color. When cutting the rest of your materials, you can make them lots of different thicknesses or make them all the same, artists' choice.



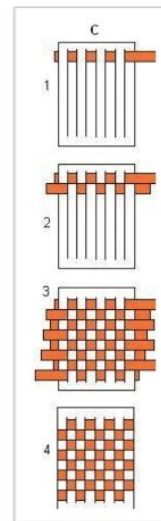
To begin weaving, take one strip and begin sliding it between your cut slits using the following AB pattern:

Over-Under-Over-Under.

The next row has to be a BA pattern the opposite of the first row:

Under-Over-Under-Over

Each row alternates back and forth. You can use your fingers to comb or gently push your strips together with your fingers



Here is a link to a video that will show you how to start your weaving:
<https://www.youtube.com/watch?v=GwyjYFbn64w&feature=youtu.be>

Have fun making different patterns!

When you have a weaving you are proud of, you can trim the ends if you want and then glue all the ends down on both sides so it does not come apart, then you're done! I wove mine pretty tightly so didn't need to glue mine; I also tried to alternate the yellow with the blue and purple.

(this is my finished piece)

